

Stuck in a Spiderweb

- **Purpose of Activity:** The purpose of this activity is to encourage children to practice good listening skills, cooperate with others, and consistently follow directions.
- **Standard:** Students will demonstrate competency in the motor skills and movement patterns needed to perform a variety of physical activities.
- **Objective:** Students will travel forward and sideways, changing directions quickly in response to a signal or obstacle using a variety of locomotor skills. Students will also develop the basic movement patterns and performance cues related to outdoor play. Students will show consideration for others while participating in the game.
- **Suggested Grade Level:** K-2
- **Materials Needed:** Adventure Series Equipment

Assessment Ideas:

- Sharing and taking turns is very important for both safety on the equipment and making the game more enjoyable.

Adaptations for Students with Disabilities:

- Children in wheelchairs can also participate. The student can take part in the story play by doing alternative exercises or following along in the story. The student may not be able to do all exercises, but the student can move from one area in the story to the next to stay apart of the activity.

Story Overview

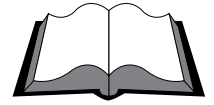
This activity combines a story with physical play.

1. Warm Up: The teacher will lead the students in a warm-up activity followed by a light stretch before the activity begins.
2. Tell the students that they will be taking part in a learning adventure during today's class.
3. Reinforce to students the importance of following directions as the story is being read to them.
4. If students are not listening, stop the story. The adventure will not continue until students start to follow directions again.
5. Tell everyone to try their best to perform the tasks in the story. If a student has difficulty, other members of the class can assist in helping that student accomplish the task.
6. Closure: The teacher will review some of the movements from the story. The teacher will also ask the students questions concerning the story.

See included CD for electronic version.



Continued on the next page...



Stuck in a Spiderweb (continued)

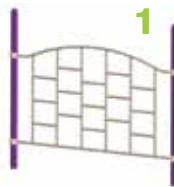


Today was just another typical day at school. It started off slow, but as soon as recess hit everyone was ready to run around and play. *(Allow students to run around for 30-60 seconds and then call them back into the story.)* In the afternoon we had gym class, where we did jumping jacks, mountain climbers, frog jumps, jogging in place, and we even did a couple of wind sprints. *(Pause and let the students perform the exercises that you name.)*

By the end of the day we were all ready to go home. Instead of taking our normal path home, we all decided to take a shortcut through the woods near our school. *(Begin walking the students around the outside of the Adventure Series equipment.)* The wooded area had a dirt path that was easy to follow in the daylight. We walked until we heard a strange sound. It was almost as if someone was yelling for help. As we

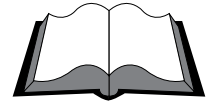
continued to walk the voice was getting closer. *(Start walking closer to the Adventure Series Equipment.)* We began to walk off the dirt path to see what the noise was.

The voice belonged to one of our classmates! He was stuck in the biggest spider web we have ever seen. The web covered at least five trees across the wooded area. We came closer to the web, being careful not to step on it. We asked our classmate how this happened. He said that he was riding his bike and hit a rock with his tire and went flying into the web. We asked if he had seen the spider. He said he hadn't seen it yet, but he wanted us to hurry up and free him before it returned.



Without time to waste, we all began to climb into the web. We were going to have to do a lot of climbing before we could reach our classmate.

Continued on the next page...



Stuck in a Spiderweb (continued)

2



We continued to climb until we reached the next part of the web. The spider spun the next area of the web very tight. It was easy to climb across this area of the web.

3



The further we climbed the higher the web went. We were only halfway toward reaching our classmate. The next part of the web looked like the most difficult to get across. It had three tree stumps suspended in the air by the web. We had to be careful not to lose our footing and fall out into the web from here or we too would be stuck. Each person made it by safely without falling.

4



We were getting closer to our classmate. He was almost within our reach, but we had to go across one more part of the web. The openings of the web were now further apart which could make for a dangerous fall if we were not careful. Carefully we continued on our climb through the web to save our classmate. We finally reached him and now had to bring him back through the web.

Suddenly we realized that the spider has returned! He was huge and scary looking, and we thought he might be hungry!

So now we had to rush back across the web! *(Have the students climb all the way back across the Adventure Series equipment until they have reached the beginning again.)* As soon as the last student touched the ground, we returned to the dirt path and back out of the woods. *(Students can run around away from the Equipment at this time. Let them go for 30 seconds then bring them back together.)* This would be the last time we ever took a shortcut home from school.

The End