

Jungle Safari



- **Purpose of Activity:** The purpose of this activity is to encourage children to practice good listening skills, cooperate with others, and consistently follow directions.
- **Standard:** Students will demonstrate competency in the motor skills and movement patterns needed to perform a variety of physical activities.
- **Objective:** Students will travel forward and sideways, changing directions quickly in response to a signal or obstacle using a variety of locomotor skills. Students will also develop the basic movement patterns and performance cues related to outdoor play. Students will show consideration for others while participating in the game.
- **Suggested Grade Level:** K-2
- **Materials Needed:** Adventure Series Equipment

Assessment Ideas:

- Sharing and taking turns is very important for both safety on the equipment and making the game more enjoyable.

Adaptations for Students with Disabilities:

- Children in wheelchairs can also participate.

See included CD for electronic version.



Story Overview

This activity combines a story with physical play.

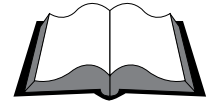
1. Warm Up: The teacher will lead the students in a warm-up activity followed by a light stretch before the activity begins.
2. Tell the students that they will be taking part in a learning adventure during today's class.
3. Reinforce to students the importance of following directions as the story is being read to them.
4. If students are not listening, stop the story. The adventure will not continue until students start to follow directions again.
5. Tell everyone to try their best to perform the tasks in the story. If a student has difficulty, other members of the class can assist in helping that student accomplish the task.
6. Closure: The teacher will review some of the movements from the story. The teacher will also ask the students questions concerning the story.

CheckList

Today we will be going on a field trip into the heart of a jungle to explore plants and wild life, and hopefully we will learn something from our journey.

- ✓ Is everyone packed and ready to go?
- ✓ Were you sure to pack a canteen of water in case we get thirsty?
- ✓ How about bug repellent?
- ✓ Did you put on your sunscreen?
- ✓ Does everyone have snacks to eat in case we get hungry?
- ✓ Did anyone bring a flashlight in case we get stuck in the jungle?
- ✓ How about boots and a hat?

Continued on the next page...



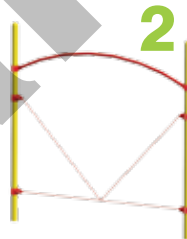
Jungle Safari (continued)



We are ready to begin! Let's hop into the bus and begin our journey into the jungle. As we are traveling down the road does anyone see any wildlife out there? I see zebras running through the field. Does anyone see the parrot flying around in circles near the trees over there? I hope you are all looking forward to this adventure we are about to begin. The first thing we need to do is make sure we pick up all our belongings before we leave this bus. Most importantly, we must stay together. I don't want anyone to get lost in the middle of the jungle.



1 As we exit the bus, I see a large stream that leads into the thick of the jungle. In order to cross this part of the stream, we need to go across three huge tree stumps that are submerged in the middle of the stream.

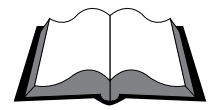


2 As we cross the stream, we see a rope bridge. Two ropes connect with a single rope to create a V-shaped bridge that will allow us to continue to cross the river and walk further into the jungle. Let's use this bridge to continue our journey.



3 The further we go into the jungle the more excited we are about seeing some plants and wildlife that may be new to us. Just beyond the stream, we encounter a tree that has branches growing in all sorts of directions. It looks like the perfect tree to climb. Let's climb across several branches of the tree until we reach the top. From the top of the tree, we can see more of the jungle in all different directions. It would be easy to get lost, but luckily the group leader has a compass to navigate our way back to the bus. Let's all climb down the tree and continue our adventure.

Continued on the next page...



Jungle Safari (continued)


4



Next we see a huge spider web that is blocking our path. This spider web covers many trees and is thicker than any spider web we have ever seen. I think the best idea would be to climb along

the side of the spider web. We don't want harm the web because it looks like a huge spider created it in the first place, and we don't want to make her angry. As we begin to climb the spider web, I hear a noise that sounds just like a soft rattling sound. Oh no! The spider sees us, and she looks very hungry. Let's quickly climb our way through the spider web and continue safely on our walk through the jungle.

5



Let's all take a moment to catch our breath. Hey look! There's a log lying on the ground over a large pond. Let's all cross over the log. This log isn't very steady. Uh-oh, this isn't a log! It's the back of a sleeping crocodile!

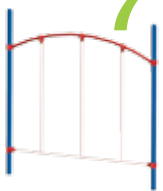
Let's move quickly and quietly so that we don't wake him up!

6



We should hide for a couple of minutes because the crocodile is now on the hunt for some food. Let's hide behind this group of branches -- they will protect us from the crocodile. I think he's gone! Now we can continue on our way.

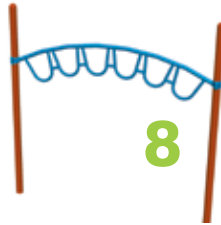
7



We've come across yet another rope bridge that will lead us over another stream that flows through the jungle. Let's take turns carefully going across the rope bridge. Don't look down or you might lose

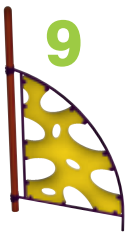
your balance and fall into the water.

8



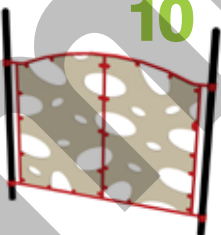
On the other side of the rope bridge, there are a bunch of monkeys playing in the trees. The branches look just like monkey bars. Let's join the monkeys and play on the equipment for awhile. Suddenly, we hear a loud roar. It could only be the king of the jungle. We are being chased by a lion! Let's stay calm and quiet.

9



Let's take shelter behind this giant bush. I can hear the lion's footsteps getting closer and closer. Don't make a sound or move suddenly to draw the lion's attention. I see the lion, and it is bigger than we have seen in movies or in the books we read at school. This lion looks like it's fifteen feet tall. Now that he's out of sight again, let's climb out of the bush.

10



The lion is back! We must find a new place to hide! We'll run as fast as we can to get away from the lion. We are losing ground, and the lion is gaining speed. We seem to have reached the bottom of a hill, but there is no way we can climb fast enough to get out of the reach of the lion. But look -- there is a small opening at the side of the hill which is just big enough to fit all our group members in one at a time. We raced to the opening and crawled

inside.

11



Inside the opening, we see a path that leads us through the depths of the hill. We reach an incline with a light at the opposite end. Each person climbs the incline and slides back down into the day light. We must have climbed for a long time because when we reach the top of the hill, we are very close to the location we started from. We can now see the bus!

The bus takes us back to school, where all the students are able to pick up their things and head back to class. This was one amazing journey that no one will ever forget. We can only hope that our next adventure could be this much fun.

The End