

Circuit

Equipment Manufacturer



PE-905



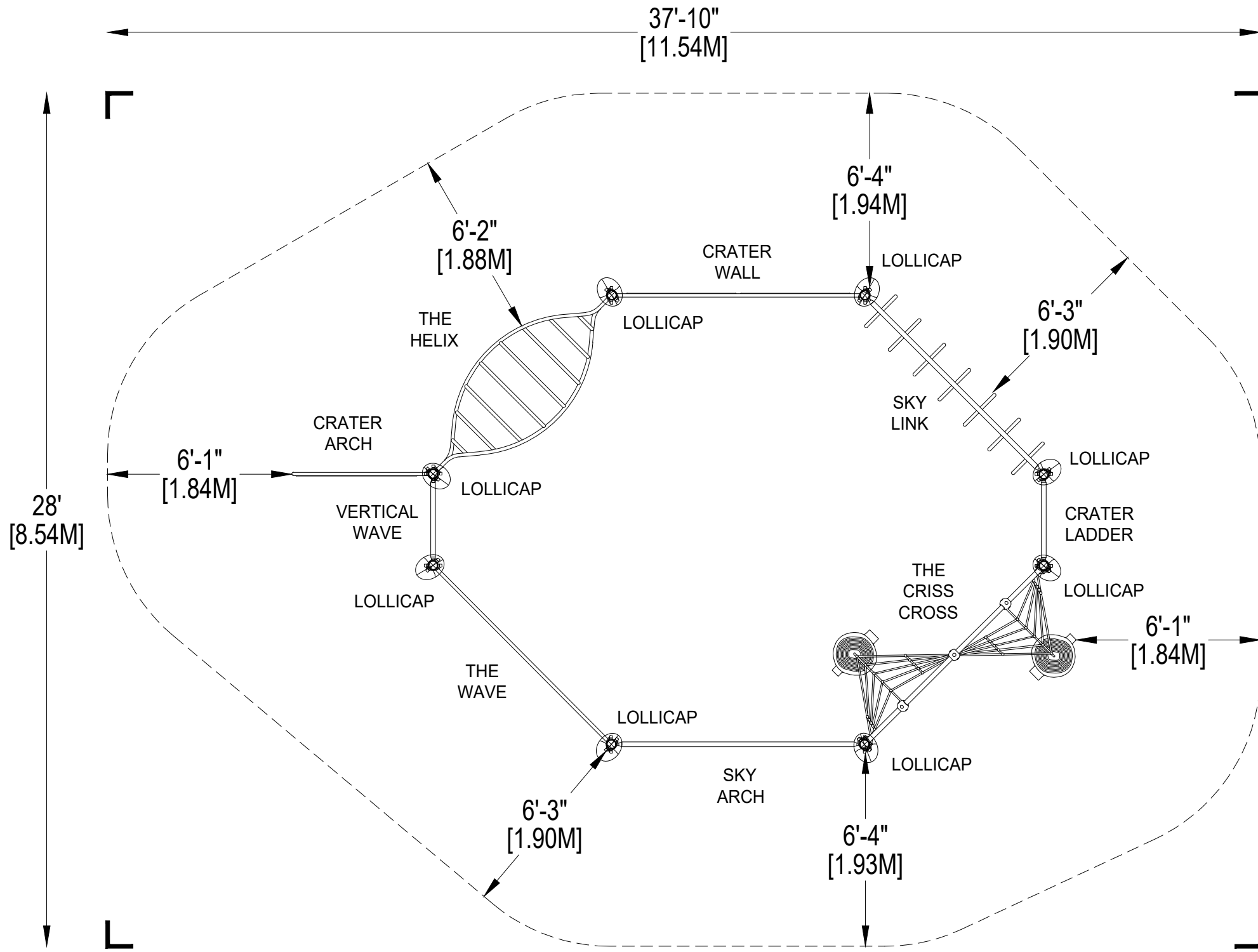
Circuit

Equipment Manufacturer



PE-905





PLAYWORLD SYSTEMS, INC.
 1000 Buffalo Road
 Lewisburg, PA
 17837-9795 USA

EQUIPMENT SIZE:
25'9" x 15'11" x 9'
 7,85M x 4,85M x 2,74M

USE ZONE:
37'10" x 28'
 11,54M x 8,54M

AREA: **830 SqFt.** PERIMETER: **106 Ft.**
 77,11 Sq.M. 32,31M

FALL HEIGHT:
8 Ft.
 2,44M

USER CAPACITY: **20** AGE GROUP: **5-12**

- ✓ ASTM F1487-21
- ✓ CPSC #325



PROJECT NO:
PE-905H

SCALE:
 1/4"=1'-0"

DRAWN BY:
M. MERTZ

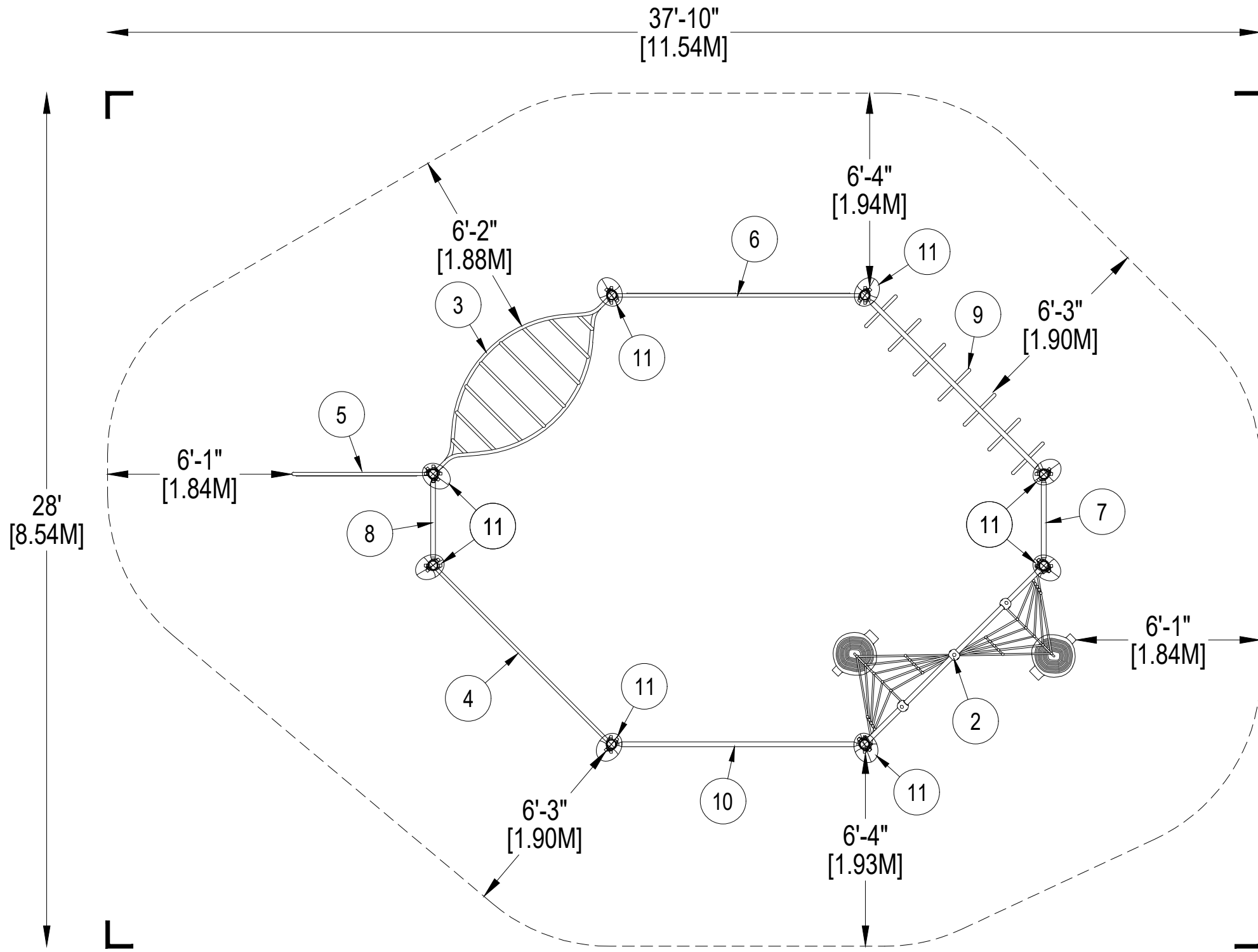
Paper Size

DATE:
14-FEB-18

B

CIRCUIT
 CATALOG PRE-DESIGN

*PLAYGROUND SUPERVISION REQUIRED



PLAYWORLD SYSTEMS, INC.
 1000 Buffalo Road
 Lewisburg, PA
 17837-9795 USA

EQUIPMENT SIZE:
25'9" x 15'11" x 9'
 7,85M x 4,85M x 2,74M

USE ZONE:
37'10" x 28'
 11,54M x 8,54M

AREA:	PERIMETER:
830 SqFt.	106 Ft.
77,11 SqM.	32,31M

FALL HEIGHT:
8 Ft.
 2,44M

USER CAPACITY:	AGE GROUP:
20	5-12

- ✓ ASTM F1487-21
- ✓ CPSC #325



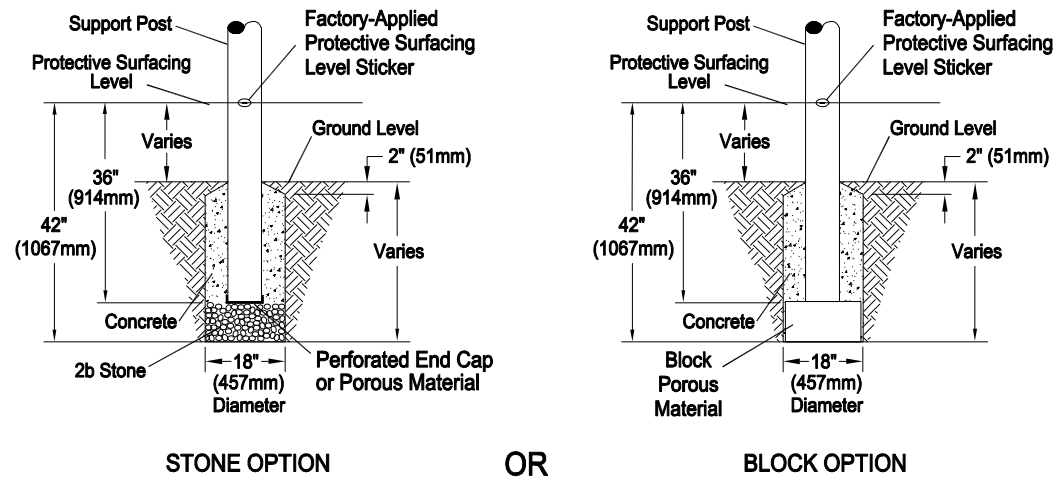
PROJECT NO: PE-905H	SCALE: 1/4"=1'-0"
DRAWN BY: M. MERTZ	Paper Size B
DATE: 14-FEB-18	

CIRCUIT
 CATALOG PRE-DESIGN

*PLAYGROUND SUPERVISION REQUIRED

DETAIL 1

Support Post, Spiral Slide and Post Footing Detail



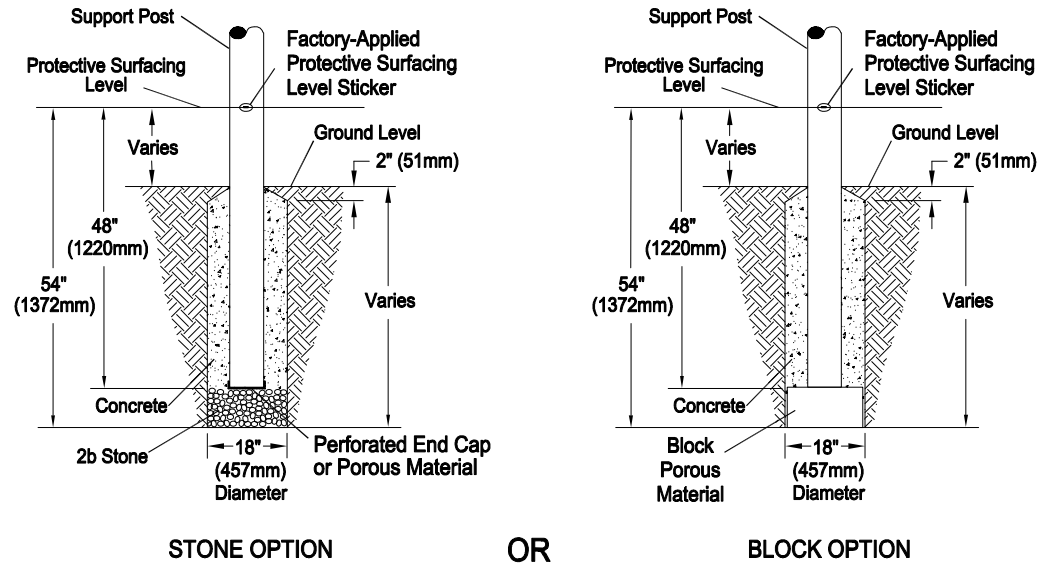
STONE OPTION

OR

BLOCK OPTION

DETAIL 2

GroundZero, Cantilever and "T" Post Footing Detail



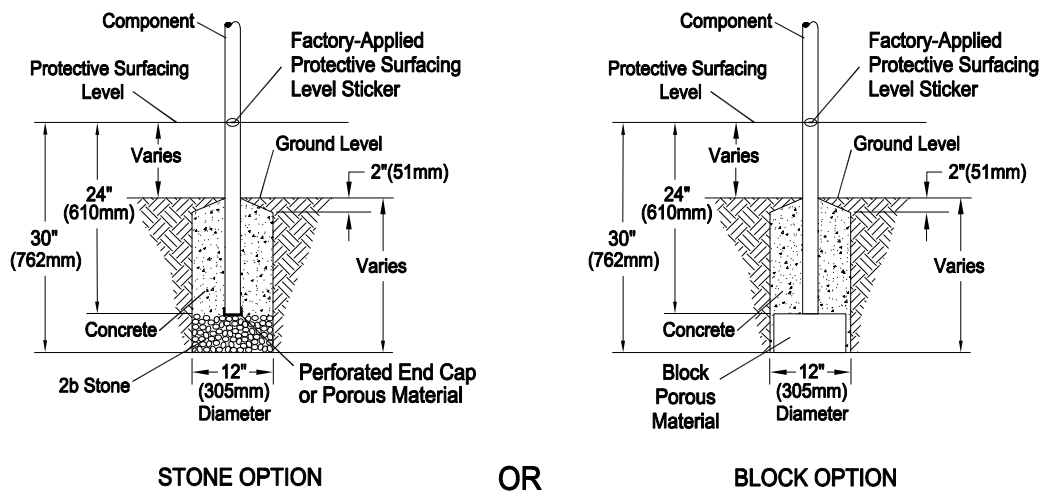
STONE OPTION

OR

BLOCK OPTION

DETAIL 3

Component Footing Detail



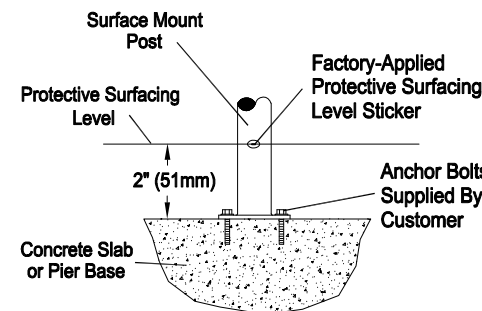
STONE OPTION

OR

BLOCK OPTION

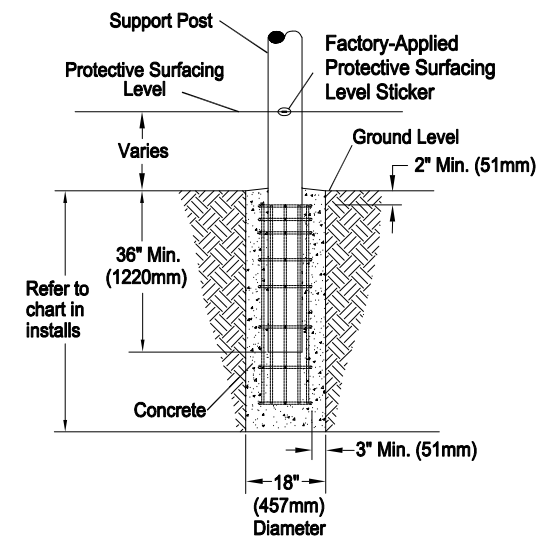
DETAIL 4

Surface Mount Detail



DETAIL 5

Shade Post Footing Detail



- SITE NOTES:**
- 1) The site plan provided must be checked against the actual site area to ensure that placement of your structure meets required clearances.
 - 2) The dimensions labeled are for location of footing holes, not exact placement of equipment. Assemble, plumb, and level equipment before pouring concrete.
 - 3) There must be a minimum distance of 6' (1830mm) between any obstacle, sidewalk, etc., and your structure.
 - 4) Slides must have a use zone that extends out from the lower exit section of the slide a distance that is at least 6' (1830mm) or equal to the vertical distance from the highest point of the sliding surface to the top of the protective surfacing, whichever is greater. The slide use zone should not extend greater than 8' (2438mm) from the end of the lower exit section.
 - 5) The complete area, including the space under and around the equipment, must be covered with an impact attenuating material. See the 1997 publication, "Handbook for Public Playground Safety", published by the U.S. Consumer Product Safety Commission, for guidelines and recommendations on the type and depth of surfacing material. For a copy of the "Handbook for Public Playground Safety", write to: U.S. Consumer Product Safety Commission, Office of Information and Public Affairs, Washington, D.C. 20207

- INSTALLATION NOTES:**
- 1) Paved surfaces, such as asphalt and concrete, are not acceptable for use under your structure.
 - 2) It is the consumer's responsibility to check with local utilities prior to excavating footings for any underground utility lines that may exist within the installation area.
 - 3) It is the consumer's responsibility to check local soil conditions and drainage within the site area. Inquire with local contractors for appropriate recommendations.
 - 4) If the structure is to be installed across uneven terrain, maintain the support post mark for protective surfacing level at the lowest grade. Adjust other footings accordingly.
 - 5) The base of footings must be below frost lines.
 - 6) Do not encase the bottom of support posts in concrete. Place all posts directly on packed stone.
 - 7) Assemble the entire structure before pouring concrete unless specifically instructed to do so in the individual component installation instructions.
 - 8) Read completely the installation instructions provided with your structure prior to beginning construction.

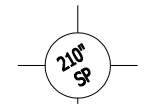
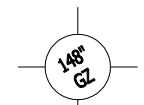
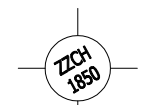
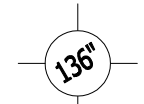
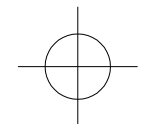
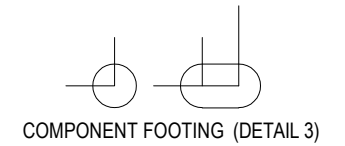
***PLAYGROUND SUPERVISION REQUIRED**



PLAYWORLD SYSTEMS, INC.

1000 Buffalo Road
Lewisburg, PA
17837-9795 USA

FOOTING LEGEND



FOOTING DETAIL

SCALE:
NOT TO SCALE

DRAWN BY:
PW CAD

Paper Size

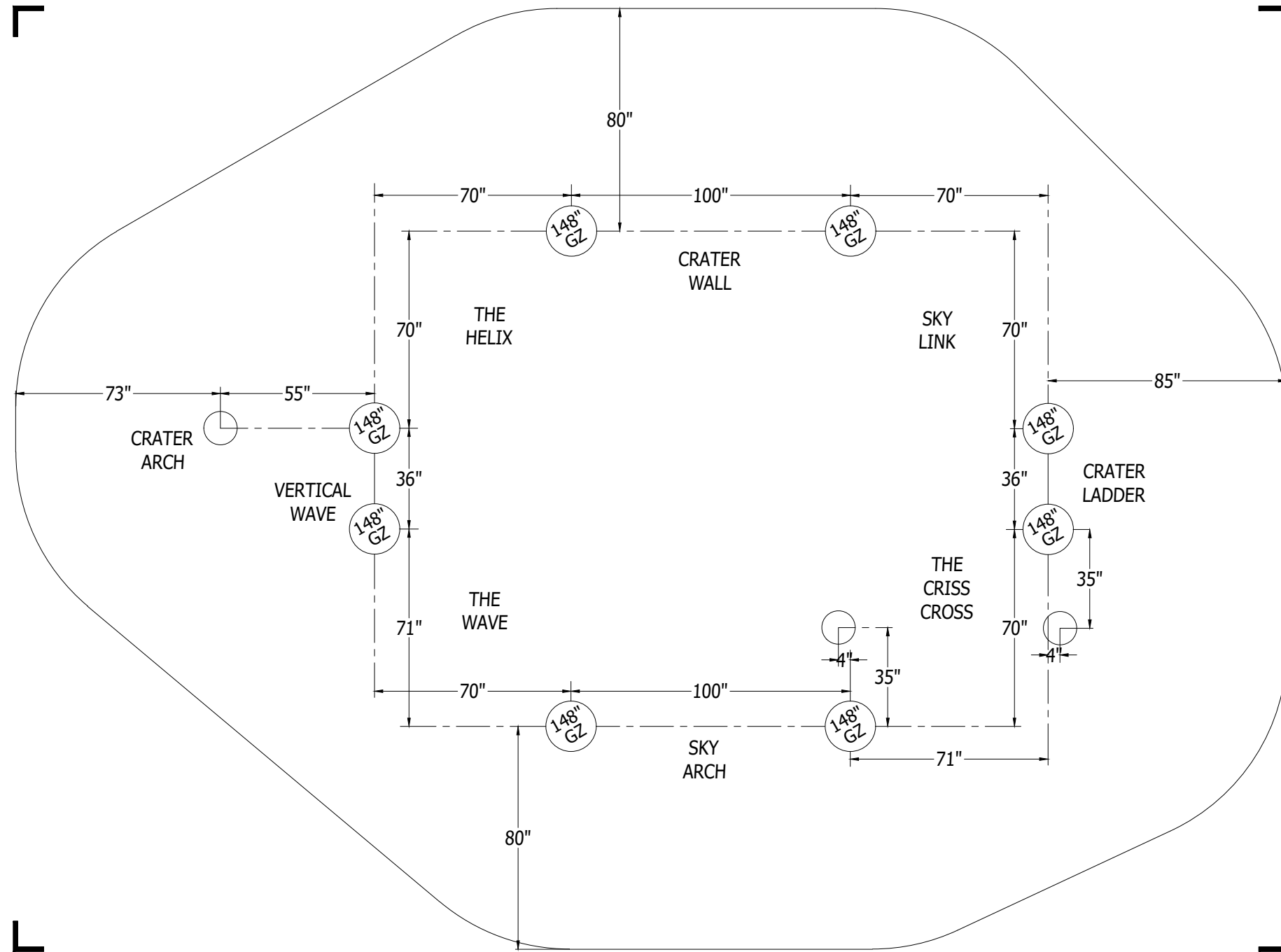
DATE:
18-NOV-20

B

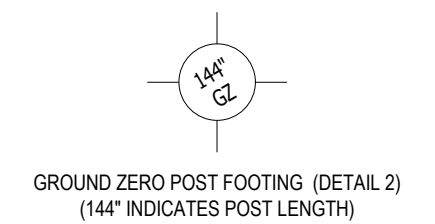

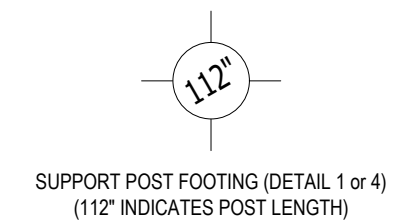
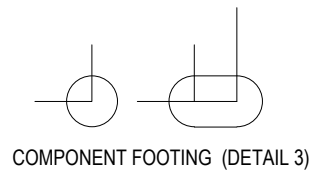
POST FOOTING DETAILS
PLAYMAKERS / CHALLENGERS



PLAYWORLD SYSTEMS, INC.
 1000 Buffalo Road
 Lewisburg, PA
 17837-9795 USA



FOOTING LEGEND



CIRCUIT
 CATALOG PRE-DESIGN

PROJECT NO:
PE-905H

SCALE:
1/4"=1'-0"

DRAWN BY:
M. MERTZ

Paper Size

DATE:
14-FEB-18

B

*PLAYGROUND SUPERVISION REQUIRED